




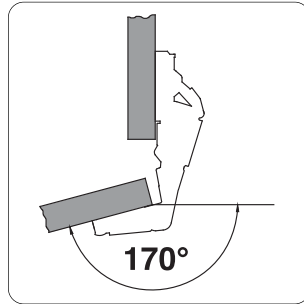
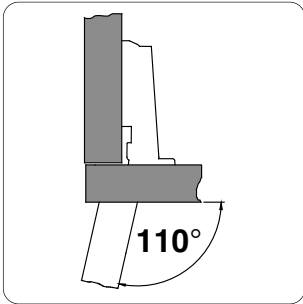


Cerniere Serie Smart Clip-on - \varnothing 35
Assemblaggio Clip-on

Hinges range Smart Clip-on - \varnothing 35
Clip-on assembly

Cerniera automatica - Clip-on - acciaio nichelato

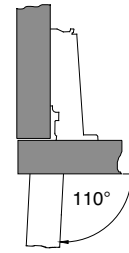
Automatic hinge - Clip-on - nickel plated steel

**ANGOLI DI APERTURA
OPENING ANGLES**

Cerniera automatica - Clip-on - acciaio nichelato
Automatic hinge - Clip-on - nickel plated steel

**TM SMART
CLIP-ON 110°**

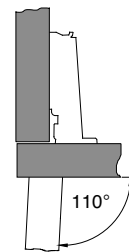
Collo "0"
Sormonto fino 21 mm.
Cranking "0"
Full overlay application



Avvitare Screw-on 		C50A476.10	
Pressione Knock-in 		C50A476M.10	
Euro Viti Euro screws 			
FAST SYSTEM 			

**TM SMART
CLIP-ON 110°**

Collo "9"
Sormonto fino 12 mm.
Cranking "9"
Half overlay application



Avvitare Screw-on 		C50B476.10	
Pressione Knock-in 		C50B476M.10	
Euro Viti Euro screws 			
FAST SYSTEM 			

Cerniera automatica - Clip-on - acciaio nichelato

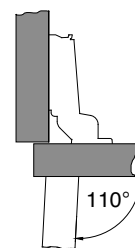
Automatic hinge - Clip-on - nickel plated steel

**TM SMART
CLIP-ON 110°**
Collo "18"

Per ante interne

Cranking "18"

Insert application

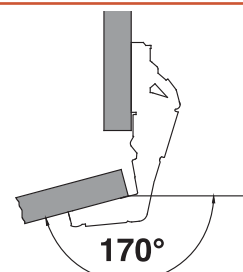


Avvitare Screw-on		C50C476.10	
Pressione Knock-in		C50C476M.10	
Euro Viti Euro screws			
FAST SYSTEM			

**TM SMART
CLIP-ON 170°**

Per ante con grande angolo di apertura


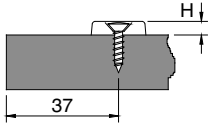

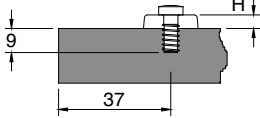

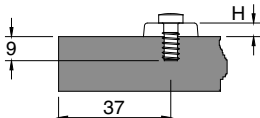

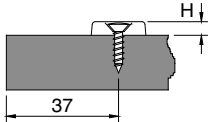

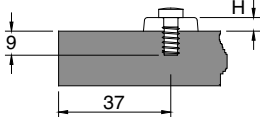

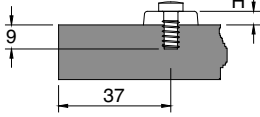
For wide angle-opening doors



Avvitare Screw-on		C50A506.10	
Pressione Knock-in		C50A506M.10	
Euro Viti Euro screws			
FAST SYSTEM			

Basette di montaggio per cerniere TM SMART Clip-on

Mounting paltres for TM SMART Clip-on

Base in acciaio nichelato con fissaggio a vite - Mounting plate steel nikel plated, screw fixing			
		H	Codice Code
		0 mm	B00QMS.10
		2 mm	B20QMS.10
Base in acciaio nichelato con fissaggio a vite EURO 12 mm - Mounting plate steel nikel plated, 12 mm EURO screw fixing			
		H	Codice Code
		0 mm	B06QMS.10
		2 mm	B26QMS.10
Base in acciaio nichelato con fissaggio a vite EURO 14 mm - Mounting plate steel nikel plated, 14 mm EURO screw fixing			
		H	Codice Code
		0 mm	B02QMS.10
		2 mm	B22QMS.10
Base in acciaio nichelato con fissaggio a vite e regolazione 3D - Mounting plate steel nikel plated, screw fixing and 3D adjustment screw			
		H	Codice Code
		0 mm	B00TMS.10
		2 mm	B20TMS.10
Base in acciaio nichelato con fissaggio a vite EURO 12 mm e regolazione 3D - Mounting plate steel nikel plated, 12 mm EURO screw fixing and 3D adjustment screw			
		H	Codice Code
		0 mm	B06TMS.10
		2 mm	B26TMS.10
Base in acciaio nichelato con fissaggio a vite EURO 14 mm e regolazione 3D - Mounting plate steel nikel plated, 14 mm EURO screw fixing and 3D adjustment screw			
		H	Codice Code
		0 mm	B02TMS.10
		2 mm	B22TMS.10

Note

Note

**Tabella
Clip-on
110°
collo dritto**

 Drilling
distance **C**
(mm)

D - Sormonto Porta Door overlay (mm)	K - Distanza scatola cerniera / Hinges box distance (mm)							
	3	4	5	6	7			
21,0					0			
21,0				0				
19,0			0		2			
18,0		0		2				
17,0	0		2		4			
16,0		2		4				
15,0	2		4					
14,0		4						
13,0	4							

H - Altezza base di Fissaggio / Mounting plate height (mm)
**Tabella
Clip-on
110°
collo medio**

 Drilling
distance **C**
(mm)

D - Sormonto Porta Door overlay (mm)	K - Distanza scatola cerniera / Hinges box distance (mm)							
	3	4	5	6	7			
11,0					0			
10,0				0				
9,0			0		2			
8,0		0		2				
7,0	0		2		4			
6,0		2		4				
5,0	2		4					
4,0		4						
3,0	4							

H - Altezza base di Fissaggio / Mounting plate height (mm)
**Tabella
Clip-on
110°
collo alto**

 Drilling
distance **C**
(mm)

D - Sormonto Porta Door overlay (mm)	K - Distanza scatola cerniera / Hinges box distance (mm)							
	3	4	5	6	7			
-3,0					0			
-2,0				0				
-1,0			0		2			
0,0		0		2				
1,0	0		2		4			
2,0		2		4				
3,0	2		4					
4,0		4						
5,0	4							

H - Altezza base di Fissaggio / Mounting plate height (mm)
**Tabella
Clip-on
170°**

 Drilling
distance **C**
(mm)

D - Sormonto Porta Door overlay (mm)	K - Distanza scatola cerniera / Hinges box distance (mm)							
	3	4	5	6	7			
-3,0					0			
-2,0				0				
-1,0			0		2			
0,0		0		2				
1,0	0		2		4			
2,0		2		4				
3,0	2		4					
4,0		4						
5,0	4							

H - Altezza base di Fissaggio / Mounting plate height (mm)