





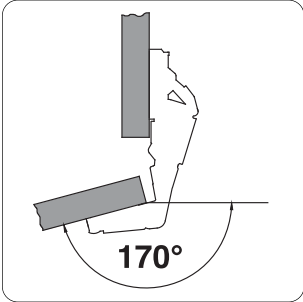
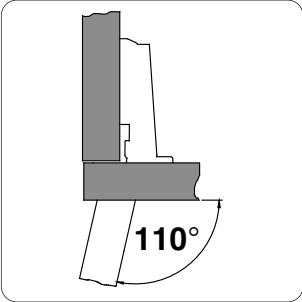


Cerniera automatica - Slide-on - acciaio nichelato
Automatic hinge - Slide-on - nickel plated steel

ANGOLI DI APERTURA OPENING ANGLES



Cerniera automatica - Slide-on - acciaio nichelato
Automatic hinge - Slide-on - nickel plated steel

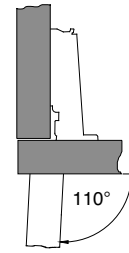
**TM SMART
SLIDE-ON 110°**

Collo "0"

Sormonto fino 21 mm.

Cranking "0"

Full overlay application



$H = 14 + D - C$ $C = K + D - H$ Base 			
Avvitare Screw-on 		C30A276.10	
Pressione Knock-in 		C30A276M.10	
Euro Viti Euro screws 			
FAST SYSTEM 			

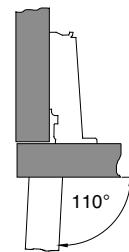
**TM SMART
SLIDE-ON 110°**

Collo "9"

Sormonto fino 12 mm.

Cranking "9"

Half overlay application

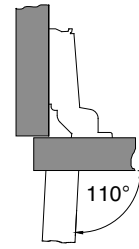


$H = 5 + D - C$ $C = K + D - H$ Base 			
Avvitare Screw-on 		C30B276.10	
Pressione Knock-in 		C30B276M.10	
Euro Viti Euro screws 			
FAST SYSTEM 			

Cerniera automatica - Slide-on - acciaio nichelato
Automatic hinge - Slide-on - nickel plated steel

**TM SMART
SLIDE-ON 110°**

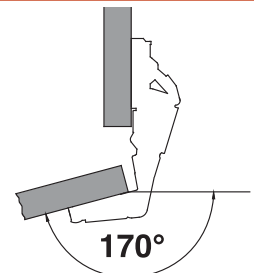
Collo "18"
Per ante interne
Cranking "18"
Inset application



$H = 2 + C - A$ 			
Avvitare Screw-on 		C30C276.10	
Pressione Knock-in 		C30C276M.10	
Euro Viti Euro screws 			
FAST SYSTEM 			

**TM SMART
SLIDE-ON 170°**


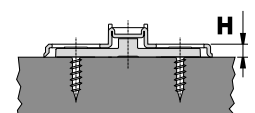
Per ante con grande angolo di apertura
For wide angle-opening doors




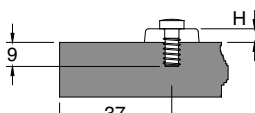
$H = 15 + C + D$ 			
Avvitare Screw-on 		C30A506.10	
Pressione Knock-in 		C30A506M.10	
Euro Viti Euro screws 			
FAST SYSTEM 			

Basette di montaggio per cerniere TM SMART Slide-on
 Mounting pates for TM SMART Slide-on

Base in acciaio nichelato con fissaggio a vite - Mounting plate steel nikel plated, screw fixing

		H	Codice Code
		0 mm	B00AZ.10
		2 mm	B20AZ.10

Base in acciaio nichelato con fissaggio a vite EURO 12 mm - Mounting plate steel nikel plated, 12 mm EURO screw fixing

		H	Codice Code
		0 mm	B06AZ.10
		2 mm	B26AZ.10

Base in acciaio nichelato con fissaggio a vite EURO 14 mm - Mounting plate steel nikel plated, 14 mm EURO screw fixing


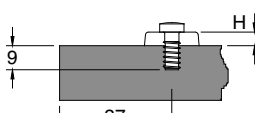
		H	Codice Code
		0 mm	B02AZ.10
		2 mm	B22AZ.10

Tabelle
 Note

Tabella
Slide-on
110°
collo dritto

 Drilling
 distance **C**
 (mm)

Distanza di foratura Drilling distance C (mm)	Sormonto Porta / Door overlay D (mm)									
	14	15	16	17	18	19	20	21	22	
3	4		2		0					
4		4		2		0				
5			4		2		0			
6				4		2		0		
7					4		2		0	

Altezza base di Fissaggio / Mounting plate height (mm)

Tabella
Slide-on
110°
collo medio

 Drilling
 distance **C**
 (mm)

Distanza di foratura Drilling distance C (mm)	Sormonto Porta / Door overlay D (mm)									
	6	7	8	9	10	11	12	13	14	
3	4		2		0					
4		4		2		0				
5			4		2		0			
6				4		2		0		
7					4		2		0	

Altezza base di Fissaggio / Mounting plate height (mm)

Tabella
Slide-on
110°
collo alto

 Drilling
 distance **C**
 (mm)

Distanza di foratura Drilling distance C (mm)	Sormonto Porta / Door overlay D (mm)									
	3	2	1	0	-1	-2	-3	-4	-5	
3	4		2		0					
4		4		2		0				
5			4		2		0			
6				4		2		0		
7					4		2		0	

Altezza base di Fissaggio / Mounting plate height (mm)

Tabella
Slide-on
170°

 Drilling
 distance **C**
 (mm)

Distanza di foratura Drilling distance C (mm)	Sormonto Porta / Door overlay D (mm)									
	14	15	16	17	18	19	20	21	22	
3	4		2		0					
4		4		2		0				
5			4		2		0			
6				4		2		0		
7					4		2		0	

Altezza base di Fissaggio / Mounting plate height (mm)