

Sommario
Summary



SP-SL

Sponde Metalliche SLIM ammortizzate, H.84, H.116, H.167, H.199

Slim Metal Boxes with Soft-Closing, H.84, H.116, H.167, H.199

12-19



SP-SL-3D

Sponde Metalliche SLIM ammortizzate* con regolazione 3D, H.84, H.116, H.167, H.199

Slim Metal Boxes with soft closing and 3D adjustment, H.84, H.116, H.167, H.199*

20-27



SP-SL

Accessori, Istruzioni e Regolazioni

Accessories, Instructions for Use and Adjustments

28-32



PSLV-R-S

Guide Sottocassetto Ammortizzate, Estrazione Parziale, con Perno di Regolazione Eccentrico

Soft-Closing Single-Extension Under-Mounted Slides, with Eccentric Adjustment Pin

36-37



PSLV-S

Guide Sottocassetto Ammortizzate, Estrazione Parziale, con Perno

Single-Extension Soft-Closing Under-Mounted Slides, with Pin

38-39



TSLV-S

Guide Sottocassetto Ammortizzate, Estrazione Totale, con Perno

Full-Extension Soft-Closing Under-Mounted Slides, with Pin

40-41



TSLR-S

Guide Sottocassetto Ammortizzate, Estrazione Totale, con Sgancio Rapido

Full-Extension Soft-Closing Under-Mounted Slides, with Quick-Release Handle

42-43



TSLR-H

Guide Sottocassetto apertura a pressione, Estrazione Totale, con Sgancio Rapido

Full-Extension Push-to-Open Under-Mounted Slides, with Quick Release Handle

44-45



stm

SPONDE METALLICHE SLIM AMMORTIZZATE PER CASSETTO

*SLIM METAL BOXES
WITH SOFT-CLOSING*



SP-SL-84

Sponde Metalliche SLIM ammortizzate - H.84 SLIM Metal Boxes with Soft-Closing - H.84

Specifiche

- Estrazione:** Totale sincronizzata
- Chiusura:** Ammortizzata
- Portata:** 45 Kg
- Durata:** Oltre 50.000 cicli
- Finitura guida:** Zincata

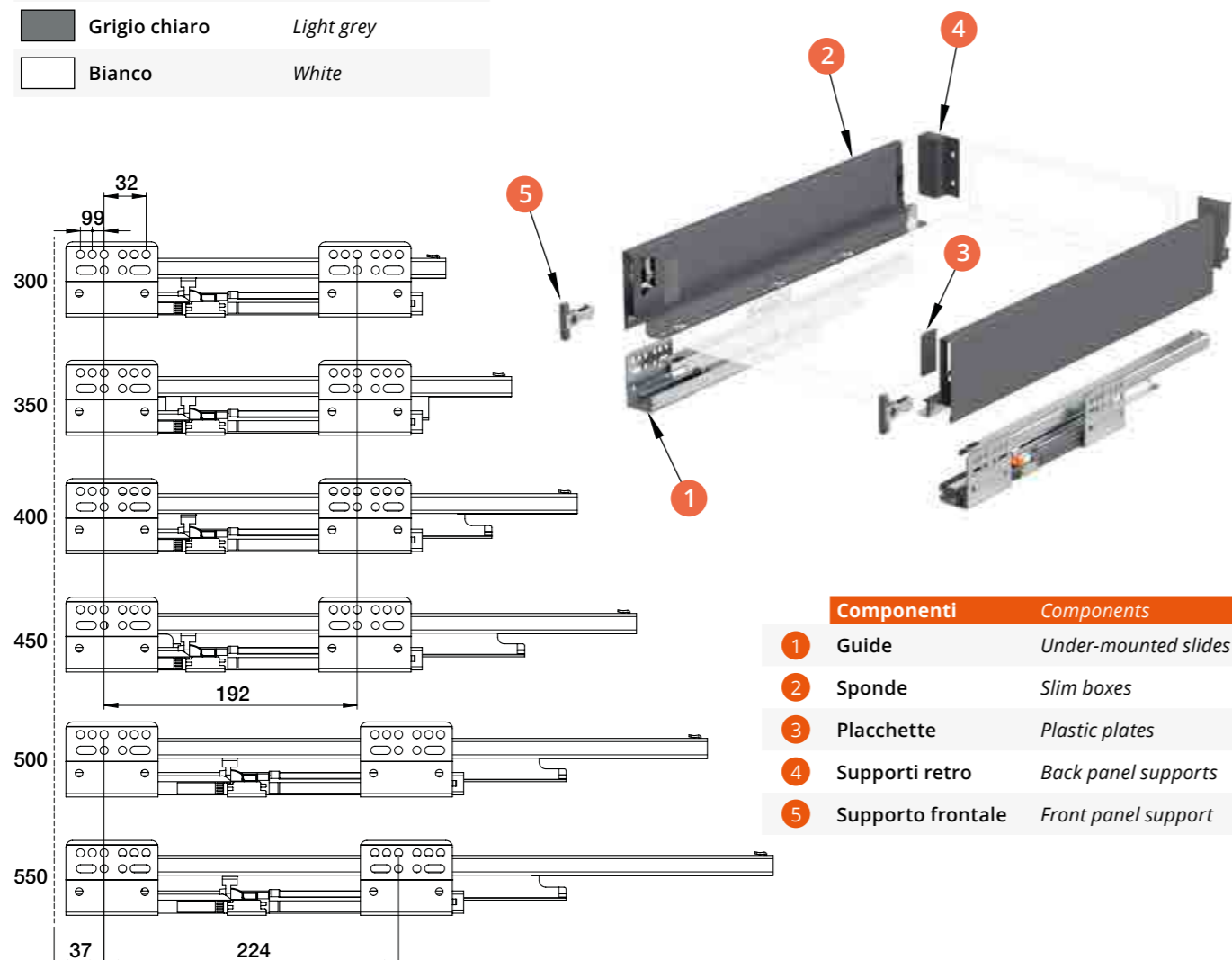
Specifications

- Extention:** Full Synchronized
- Closing:** Soft
- Load Rating:** 45 Kg
- Cycling:** Over 50.000 times
- Slide Finishing:** Galvanized



Finitura sponda Slim box finishing

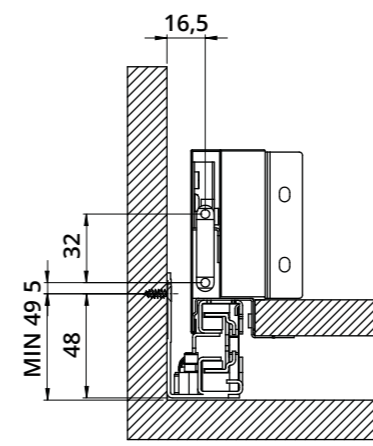
- Grigio antracite Dark grey
- Grigio chiaro Light grey
- Bianco White



Componenti Components

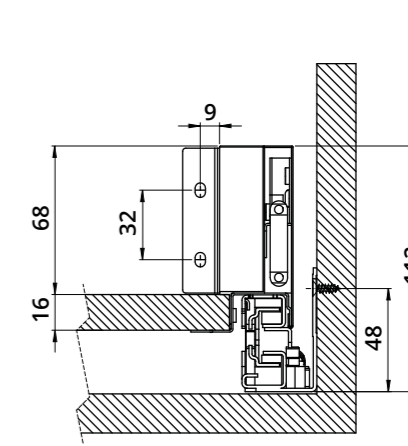
- 1** Guide Under-mounted slides
- 2** Sponde Slim boxes
- 3** Placchette Plastic plates
- 4** Supporti retro Back panel supports
- 5** Supporto frontale Front panel support

Dimensioni per montaggio frontale Drawer front panel assembling diagram



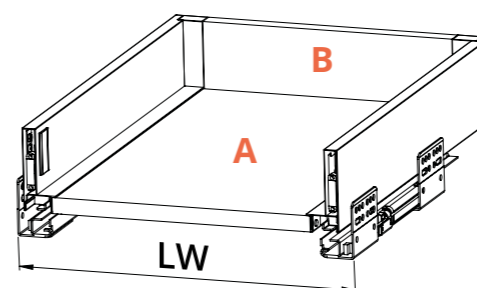
Vista frontale / Front view

Dimensioni ingombro cassetto e retro Drawer and back panel overall dimensions



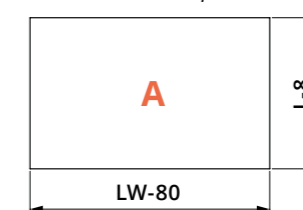
Vista retro / Back view

Dimensioni fondo e retro Bottom and back panel dimensions

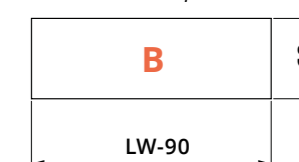


LW=Larghezza interna mobile
LW=Cabinet inner width

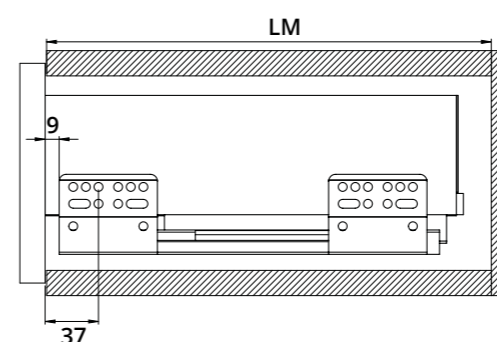
Fondo / Bottom panel



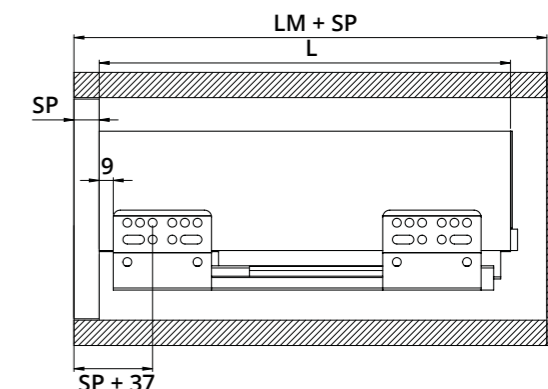
Retro / Back panel



Pannello spessore: 16 mm
Panel thickness: 16 mm



Foratura fianco con frontale a battuta
Side panel hole drilling with outer drawer front



Foratura fianco con frontale interno
Side panel hole drilling with inner drawer front

Codice Code	Finitura sponda Slim box finishing			L	LM
SP-SL-84 L 30 -				300	310
SP-SL-84 L 35 -				350	360
SP-SL-84 L 40 -				400	410
SP-SL-84 L 45 -				450	460
SP-SL-84 L 50 -				500	510
SP-SL-84 L 55 -				550	560

Sponde Metalliche SLIM ammortizzate - H.116
SLIM Metal Boxes with Soft-Closing - H.116

Specifiche

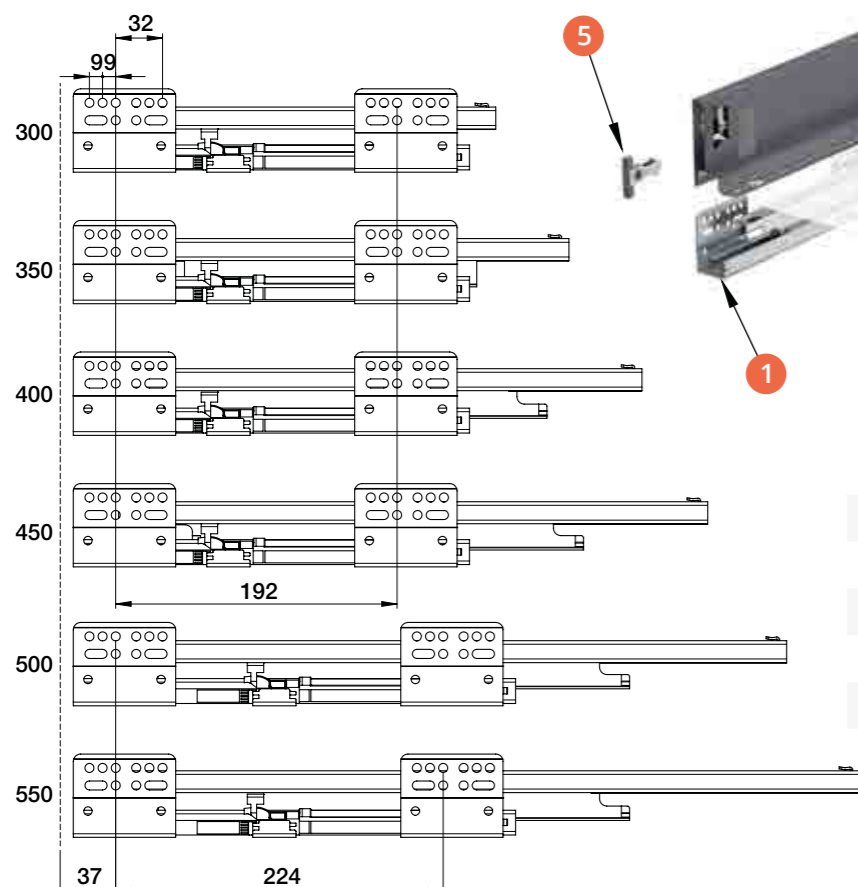
Estrazione: Totale sincronizzata
Chiusura: Ammortizzata
Portata: 45 Kg
Durata: Oltre 50.000 cicli
Finitura guida: Zincata

Specifications

Extention: Full Synchronized
Closing: Soft
Load Rating: 45 Kg
Cycling: Over 50.000 times
Slide Finishing: Galvanized

Finitura sponda Slim box finishing

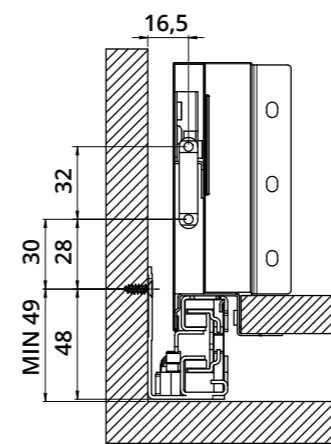
	Grigio antracite	Dark grey
	Grigio chiaro	Light grey
	Bianco	White



Componenti Components

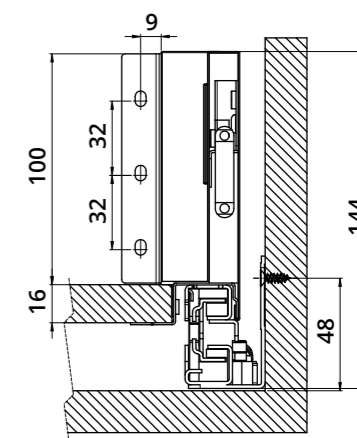
- 1** Guide Under-mounted slides
- 2** Sponde Slim boxes
- 3** Placchette Plastic plates
- 4** Supporti retro Back panel supports
- 5** Supporto frontale Front panel support

Dimensioni per montaggio frontale
Drawer front panel assembling diagram



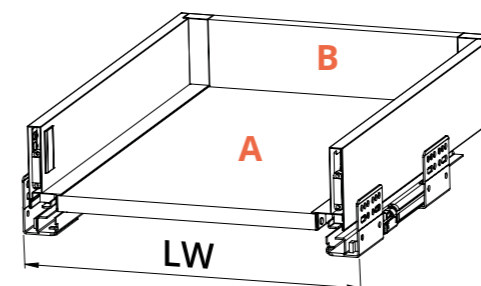
Vista frontale / Front view

Dimensioni ingombro cassetto e retro
Drawer and back panel overall dimensions



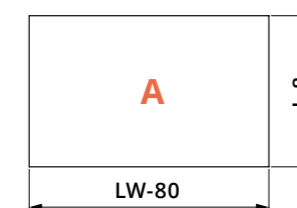
Vista retro / Back view

Dimensioni fondo e retro
Bottom and back panel dimensions

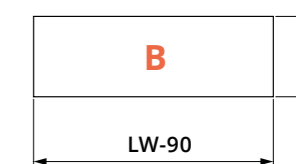


LW=Larghezza interna mobile
LW=Cabinet inner width

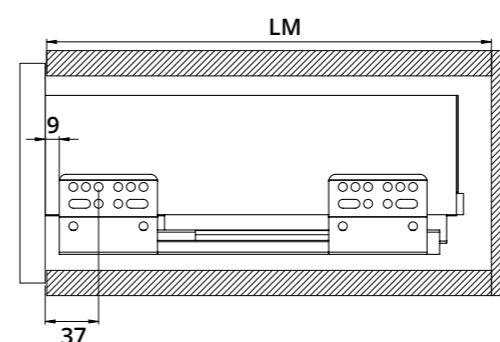
Fondo / Bottom panel



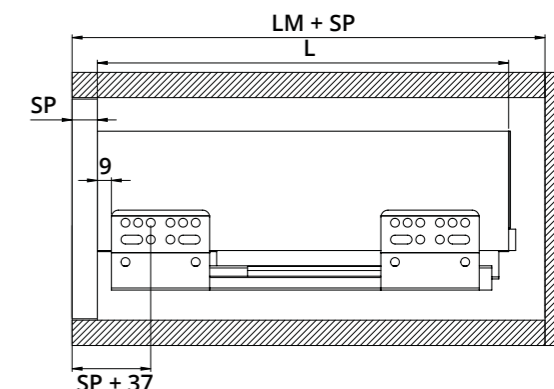
Retro / Back panel



Pannello spessore: 16 mm
Panel thickness: 16 mm



Foratura fianco con frontale a battuta
Side panel hole drilling with outer drawer front



Foratura fianco con frontale interno
Side panel hole drilling with inner drawer front

Codice Code	Finitura sponda Slim box finishing			L	LM
SP-SL-116 L 30 -				300	310
SP-SL-116 L 35 -				350	360
SP-SL-116 L 40 -				400	410
SP-SL-116 L 45 -				450	460
SP-SL-116 L 50 -				500	510
SP-SL-116 L 55 -				550	560

Sponde Metalliche SLIM ammortizzate - H.167
SLIM Metal Boxes with Soft-Closing - H.167

Specifiche

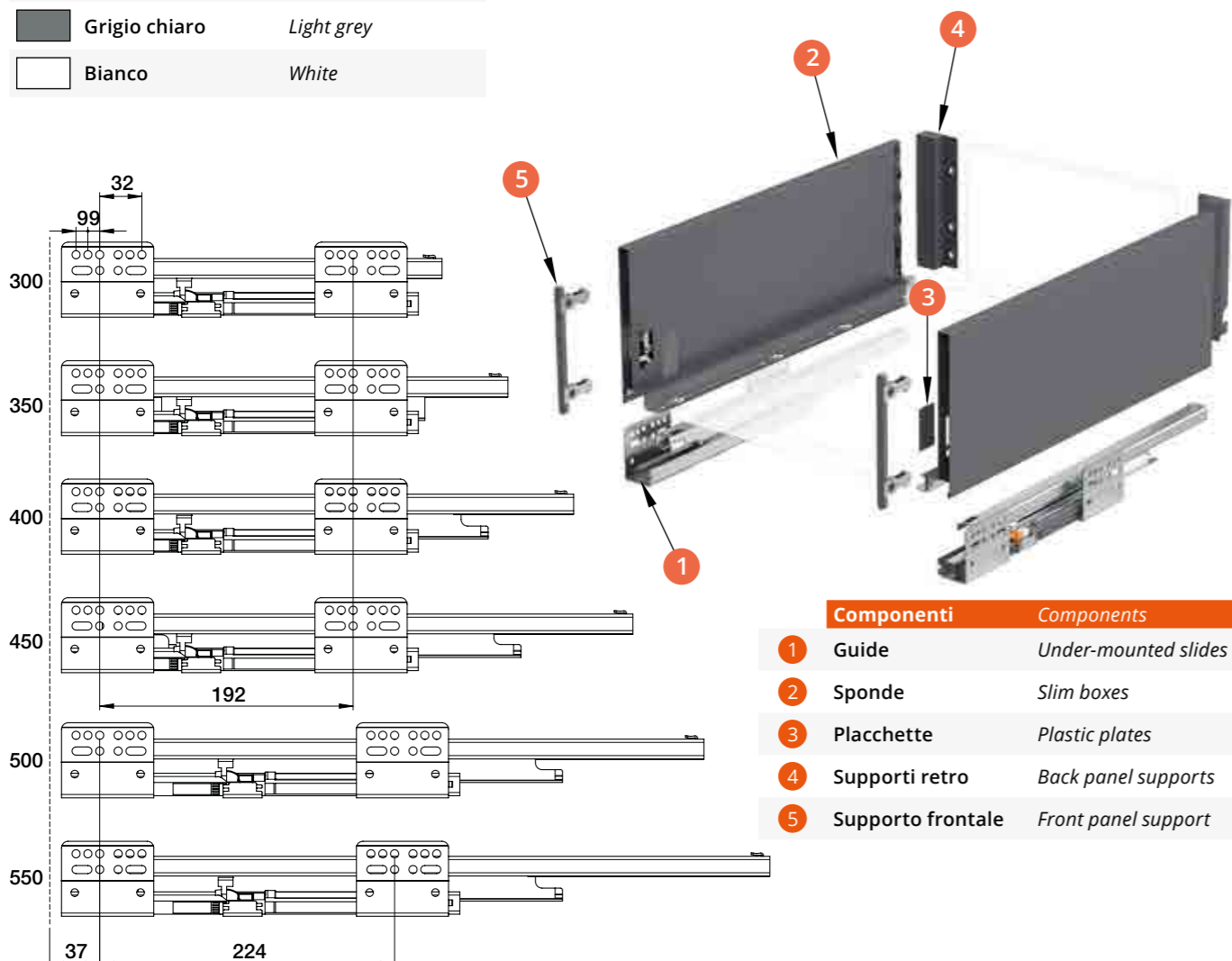
Estrazione: Totale sincronizzata
Chiusura: Ammortizzata
Portata: 45 Kg
Durata: Oltre 50.000 cicli
Finitura guida: Zincata

Specifications

Extention: Full Synchronized
Closing: Soft
Load Rating: 45 Kg
Cycling: Over 50.000 times
Slide Finishing: Galvanized

Finitura sponda Slim box finishing

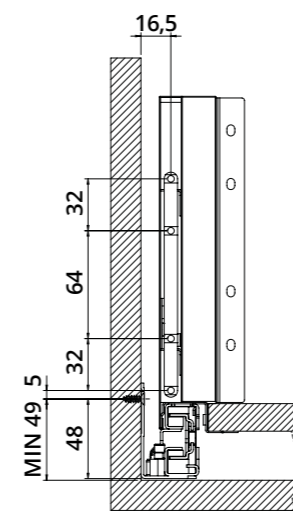
■ Grigio antracite	Dark grey
■ Grigio chiaro	Light grey
□ Bianco	White



Componenti Components

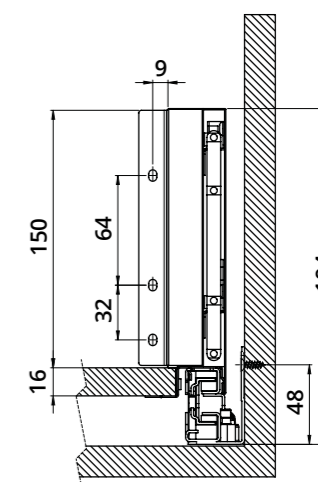
- | | | |
|---|-------------------|----------------------|
| 1 | Guide | Under-mounted slides |
| 2 | Sponde | Slim boxes |
| 3 | Placchette | Plastic plates |
| 4 | Supporti retro | Back panel supports |
| 5 | Supporto frontale | Front panel support |

Dimensioni per montaggio frontale
Drawer front panel assembling diagram



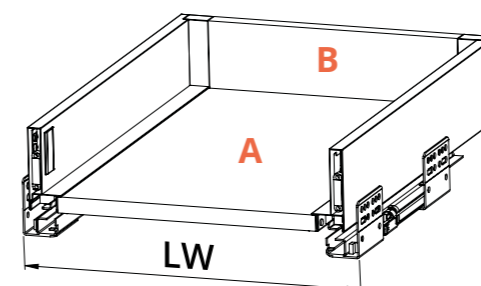
Vista frontale / Front view

Dimensioni ingombro cassetto e retro
Drawer and back panel overall dimensions

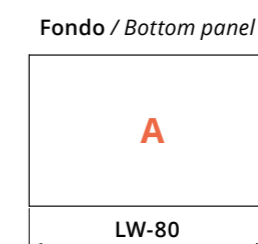


Vista retro / Back view

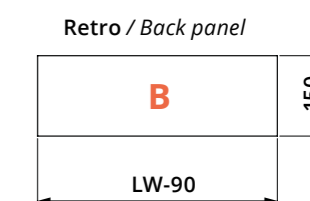
Dimensioni fondo e retro
Bottom and back panel dimensions



LW=Larghezza interna mobile
LW=Cabinet inner width

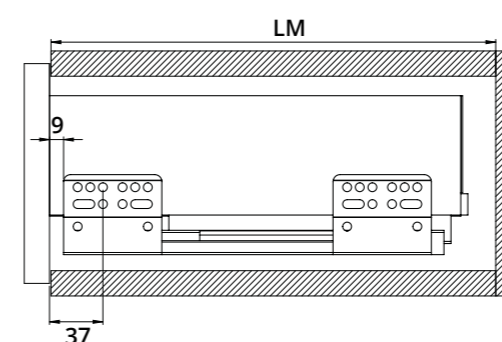


Fondo / Bottom panel

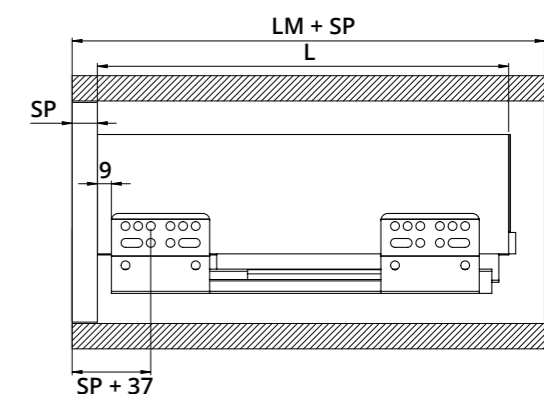


Retro / Back panel

Pannello spessore: 16 mm
Panel thickness: 16 mm



Foratura fianco con frontale a battuta
Side panel hole drilling with outer drawer front



Foratura fianco con frontale interno
Side panel hole drilling with inner drawer front

Codice Code	Finitura sponda Slim box finishing	L	LM
SP-SL-167 L 30 -	■ ■ □	300	310
SP-SL-167 L 35 -	■ ■ □	350	360
SP-SL-167 L 40 -	■ ■ □	400	410
SP-SL-167 L 45 -	■ ■ □	450	460
SP-SL-167 L 50 -	■ ■ □	500	510
SP-SL-167 L 55 -	■ ■ □	550	560

Sponde Metalliche SLIM ammortizzate - H.199
SLIM Metal Boxes with Soft-Closing - H.199

Specifiche

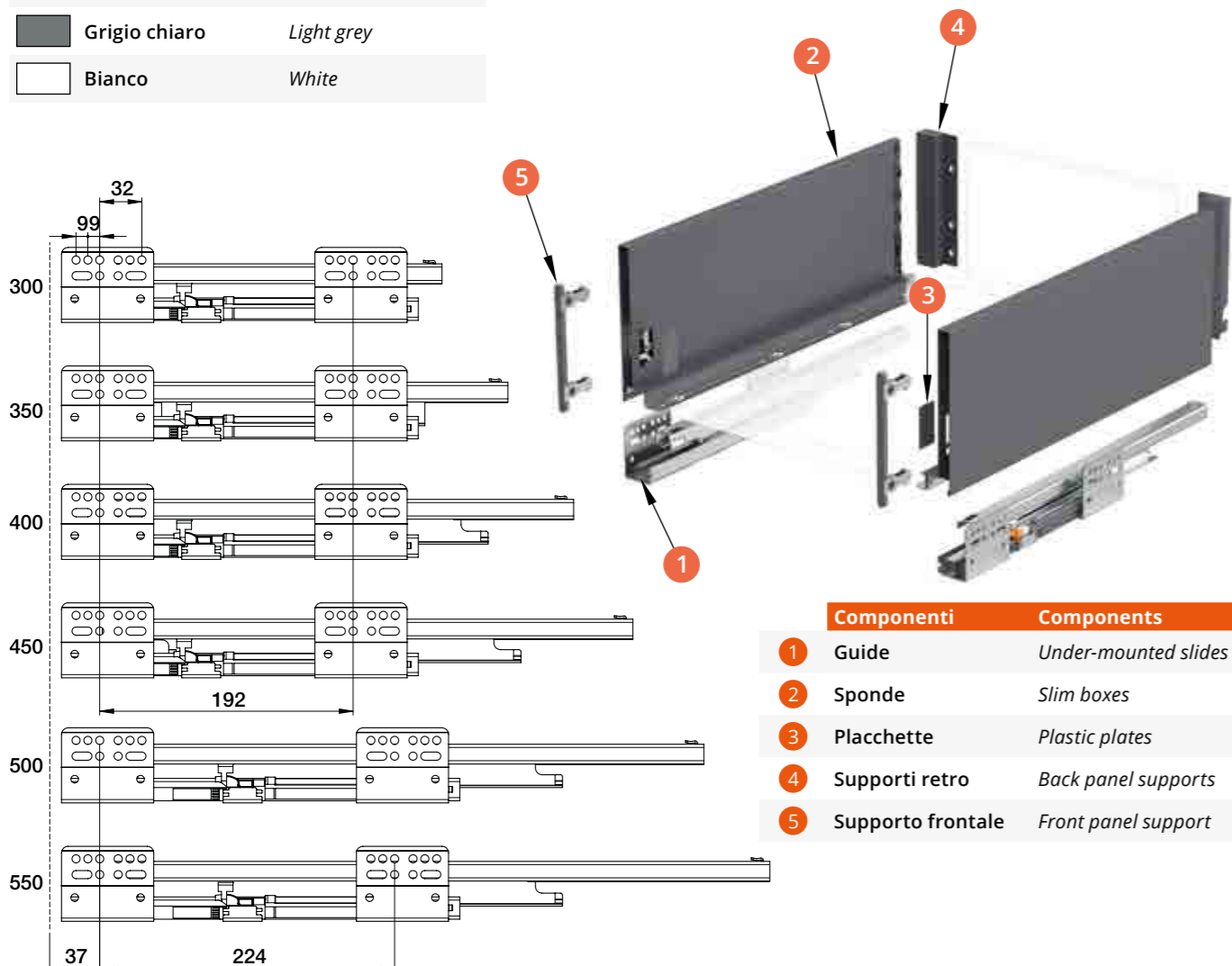
Estrazione: Totale sincronizzata
Chiusura: Ammortizzata
Portata: 45 Kg
Durata: Oltre 50.000 cicli
Finitura guida: Zincata

Specifications

Extention: Full Synchronized
Closing: Soft
Load Rating: 45 Kg
Cycling: Over 50.000 times
Slide Finishing: Galvanized

Finitura sponda Slim box finishing

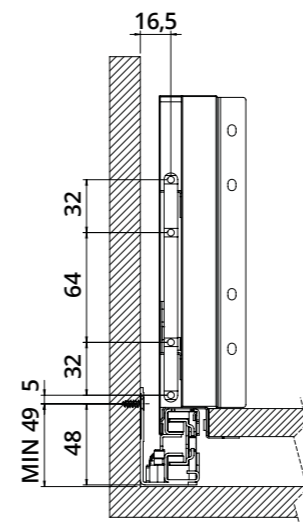
	Grigio antracite	Dark grey
	Grigio chiaro	Light grey
	Bianco	White



Componenti Components

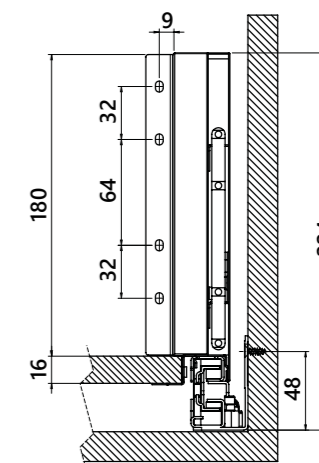
- | | | |
|---|-------------------|----------------------|
| 1 | Guide | Under-mounted slides |
| 2 | Sponde | Slim boxes |
| 3 | Placchette | Plastic plates |
| 4 | Supporti retro | Back panel supports |
| 5 | Supporto frontale | Front panel support |

Dimensioni per montaggio frontale
Drawer front panel assembling diagram



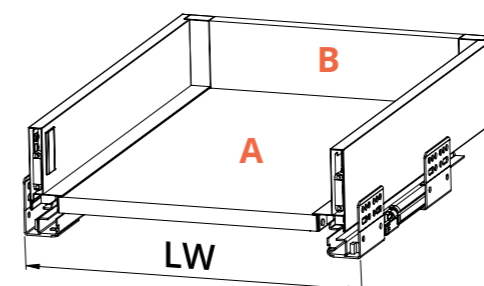
Vista frontale / Front view

Dimensioni ingombro cassetto e retro
Drawer and back panel overall dimensions

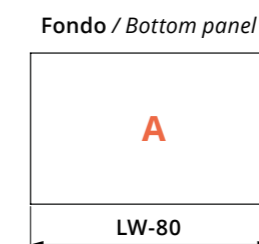


Vista retro / Back view

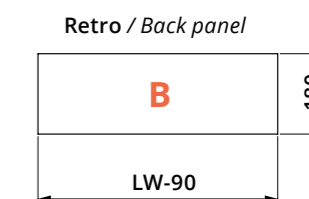
Bottom and back panel dimensions



LW=Larghezza interna mobile
LW=Cabinet inner width

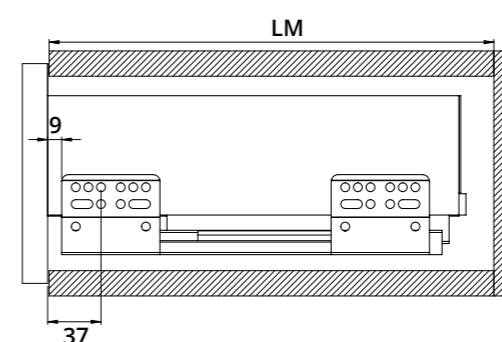


Fondo / Bottom panel

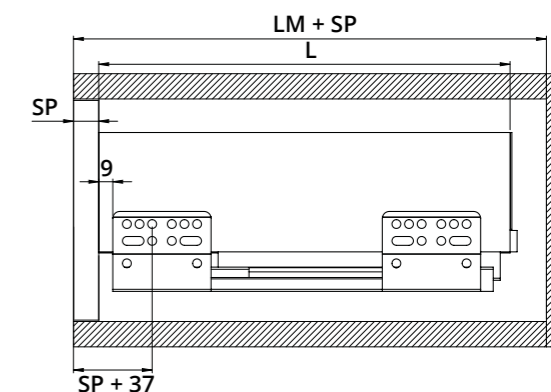


Retro / Back panel

Pannello spessore: 16 mm
Panel thickness: 16 mm



Foratura fianco con frontale a battuta
Side panel hole drilling with outer drawer front



Foratura fianco con frontale interno
Side panel hole drilling with inner drawer front

Codice Code	Finitura sponda Slim box finishing			L	LM
SP-SL-199 L 30 -				300	310
SP-SL-199 L 35 -				350	360
SP-SL-199 L 40 -				400	410
SP-SL-199 L 45 -				450	460
SP-SL-199 L 50 -				500	510
SP-SL-199 L 55 -				550	560

SP-SL-3D-84

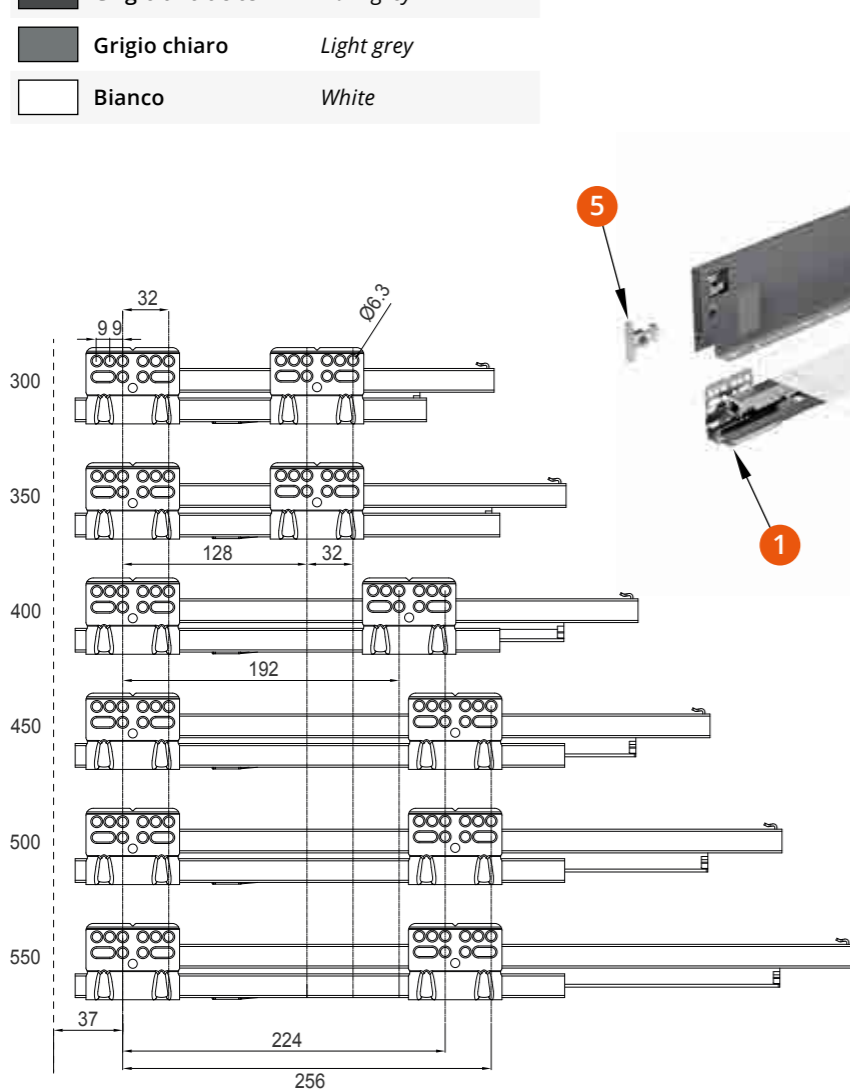
Sponde Metalliche SLIM ammortizzate* con regolazione 3D - H.84

Slim Metal Boxes with soft closing and 3D adjustment - H.84*

*Disponibile versione con guide con apertura a spinta e barra stabilizzatrice (SP-HL-3D)
Also available with Push-to-Open slides and synchronized rob (SP-HL-3D)

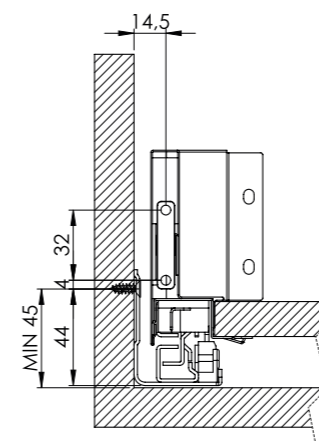
Specifiche	
Estrazione:	Totale sincronizzata
Chiusura:	Ammortizzata
Portata:	45 Kg
Durata:	Oltre 50.000 cicli
Finitura guida:	Zincata
Specifications	
Extention:	Full Synchronized
Closing:	Soft
Load Rating:	45 Kg
Cycling:	Over 50.000 times
Slide Finishing:	Galvanized

Finitura sponda	Slim box finishing
	Grigio antracite / Dark grey
	Grigio chiaro / Light grey
	Bianco / White



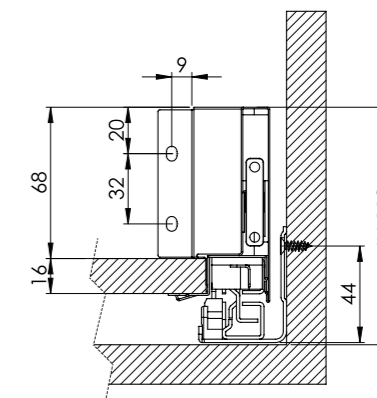
Componenti	Components
1	Guide / Under-mounted slides
2	Sponde / Slim boxes
3	Placchette / Plastic plates
4	Supporti retro / Back panel supports
5	Supporto frontale / Front panel support

Dimensioni per montaggio frontale
Drawer front panel assembling diagram



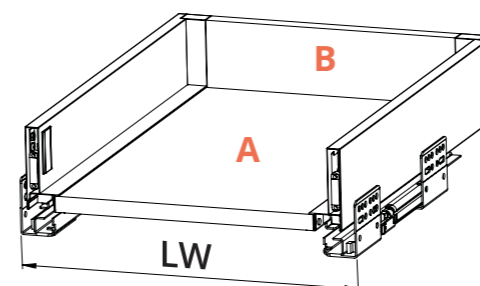
Vista frontale / Front view

Dimensioni ingombro cassetto e retro
Drawer and back panel overall dimensions

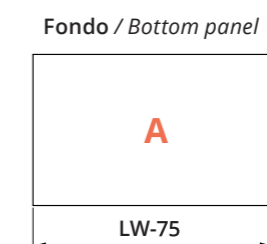


Vista retro / Back view

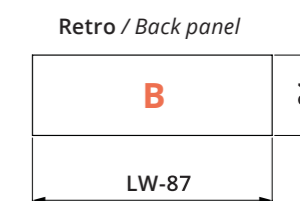
Dimensioni fondo e retro
Bottom and back panel dimensions



LW=Larghezza interna mobile
LW=Cabinet inner width

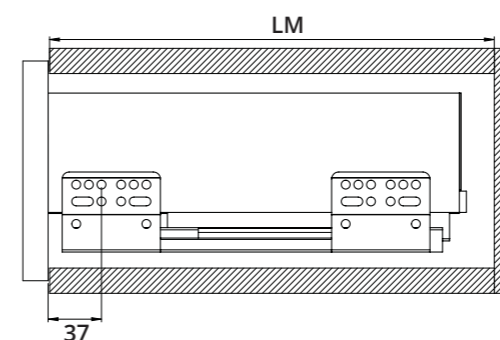


Fondo / Bottom panel

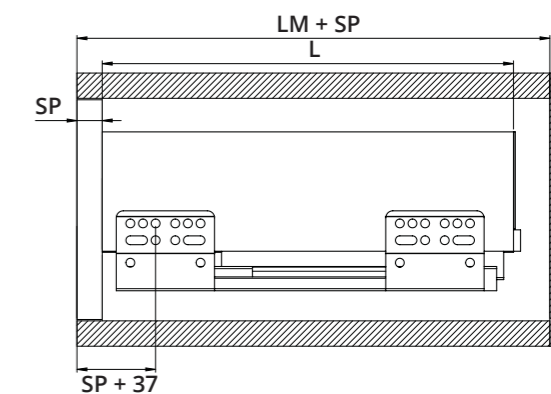


Retro / Back panel

Pannello spessore: 16 mm
Panel thickness: 16 mm



Foratura fianco con frontale a battuta
Side panel hole drilling with outer drawer front



Foratura fianco con frontale interno
Side panel hole drilling with inner drawer front

Codice Code	Finitura sponda Slim box finishing	L	LM
SP-SL-84 L 30 - 3D		300	310
SP-SL-84 L 35 - 3D		350	360
SP-SL-84 L 40 - 3D		400	410
SP-SL-84 L 45 - 3D		450	460
SP-SL-84 L 50 - 3D		500	510
SP-SL-84 L 55 - 3D		550	560

SP-SL-3D-116

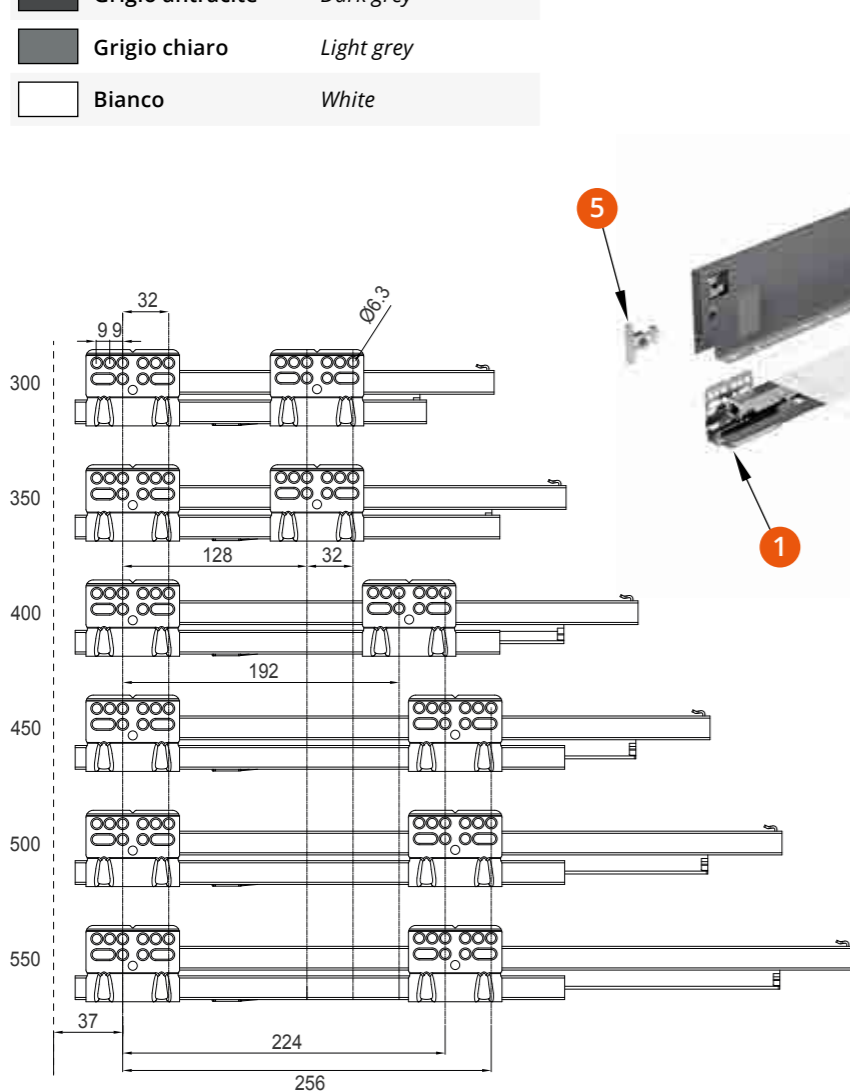
Sponde Metalliche SLIM ammortizzate* con regolazione 3D - H.116

Slim Metal Boxes with soft closing and 3D adjustment - H.116*

*Disponibile versione con guide con apertura a spinta e barra stabilizzatrice (SP-HL-3D)
Also available with Push-to-Open slides and synchronized rob (SP-HL-3D)

Specifiche	
Estrazione:	Totale sincronizzata
Chiusura:	Ammortizzata
Portata:	45 Kg
Durata:	Oltre 50.000 cicli
Finitura guida:	Zincata
Specifications	
Extention:	Full Synchronized
Closing:	Soft
Load Rating:	45 Kg
Cycling:	Over 50.000 times
Slide Finishing:	Galvanized

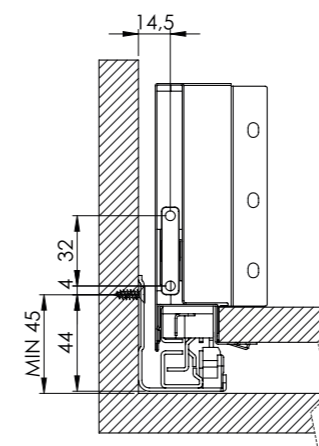
Finitura sponda	Slim box finishing
	Grigio antracite / Dark grey
	Grigio chiaro / Light grey
	Bianco / White



Componenti	Components
1	Guide / Under-mounted slides
2	Sponde / Slim boxes
3	Placchette / Plastic plates
4	Supporti retro / Back panel supports
5	Supporto frontale / Front panel support

Dimensioni per montaggio frontale

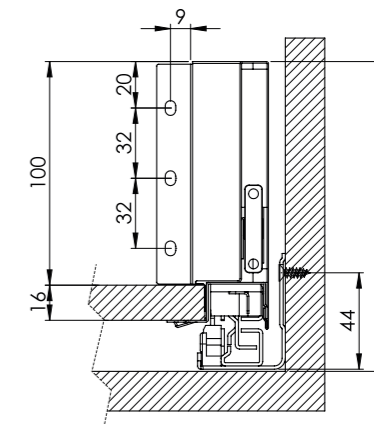
Drawer front panel assembling diagram



Vista frontale / Front view

Dimensioni ingombro cassetto e retro

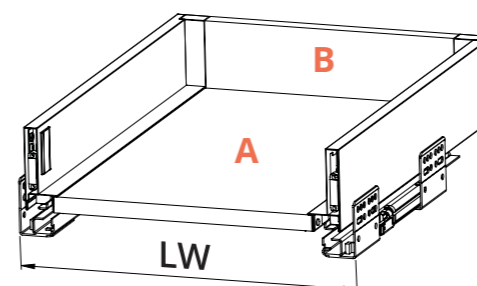
Drawer and back panel overall dimensions



Vista retro / Back view

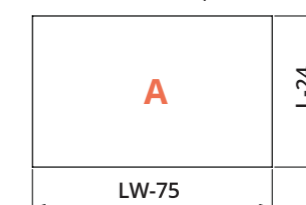
Dimensioni fondo e retro

Bottom and back panel dimensions



LW=Larghezza interna mobile
LW=Cabinet inner width

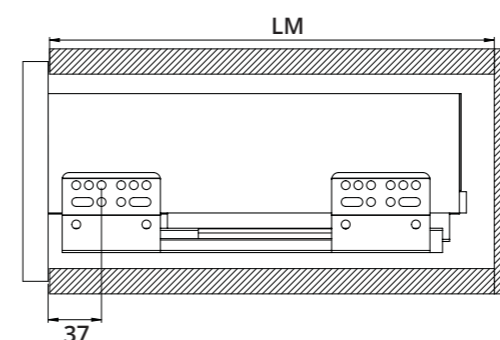
Fondo / Bottom panel



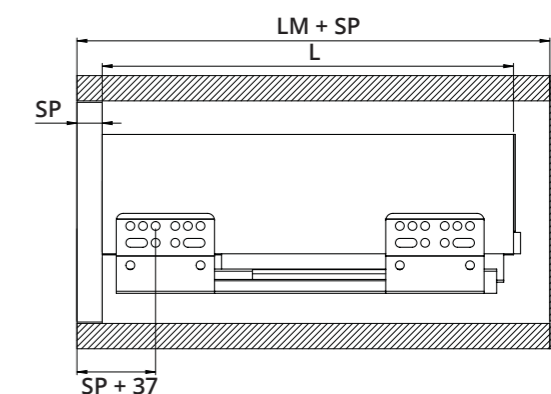
Retro / Back panel



Pannello spessore: 16 mm
Panel thickness: 16 mm



Foratura fianco con frontale a battuta
Side panel hole drilling with outer drawer front



Foratura fianco con frontale interno
Side panel hole drilling with inner drawer front

Codice	Finitura sponda			L	LM
Code	Slim box finishing				
SP-SL-116 L 30 - 3D				300	310
SP-SL-116 L 35 - 3D				350	360
SP-SL-116 L 40 - 3D				400	410
SP-SL-116 L 45 - 3D				450	460
SP-SL-116 L 50 - 3D				500	510
SP-SL-116 L 55 - 3D				550	560

SP-SL-3D-167

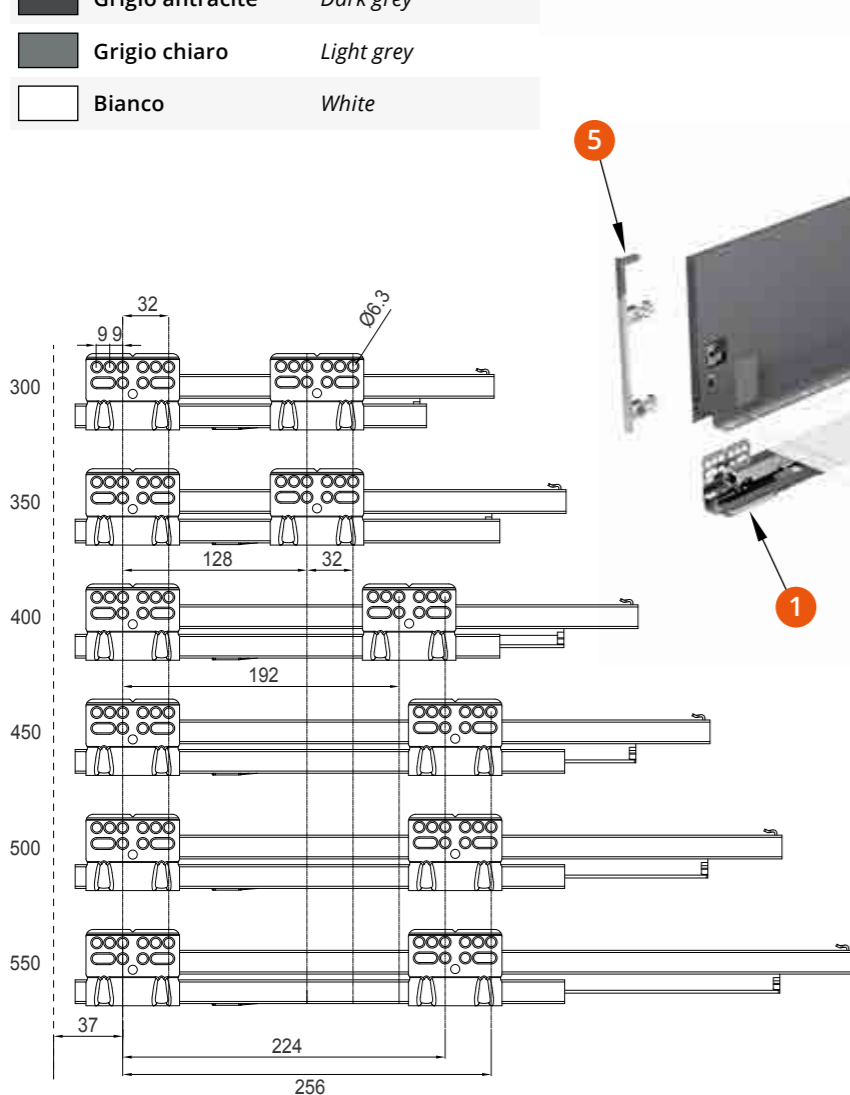
Sponde Metalliche SLIM ammortizzate* con regolazione 3D - H.167

Slim Metal Boxes with soft closing and 3D adjustment - H.167*

*Disponibile versione con guide con apertura a spinta e barra stabilizzatrice (SP-HL-3D)
Also available with Push-to-Open slides and synchronized rob (SP-HL-3D)

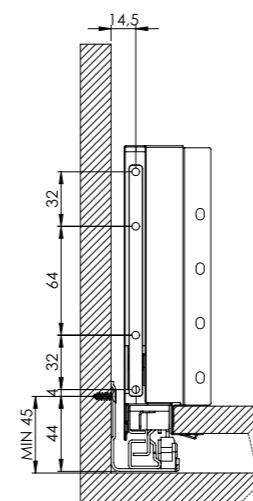
Specifiche	
Estrazione:	Totale sincronizzata
Chiusura:	Ammortizzata
Portata:	45 Kg
Durata:	Oltre 50.000 cicli
Finitura guida:	Zincata
Specifications	
Extention:	Full Synchronized
Closing:	Soft
Load Rating:	45 Kg
Cycling:	Over 50.000 times
Slide Finishing:	Galvanized

Finitura sponda	Slim box finishing
	Grigio antracite / Dark grey
	Grigio chiaro / Light grey
	Bianco / White



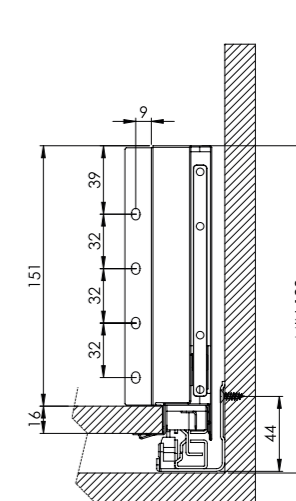
Componenti	Components
1 Guide	Under-mounted slides
2 Sponde	Slim boxes
3 Placchette	Plastic plates
4 Supporti retro	Back panel supports
5 Supporto frontale	Front panel support

Dimensioni per montaggio frontale
Drawer front panel assembling diagram



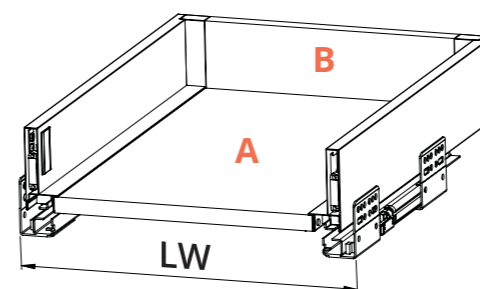
Vista frontale / Front view

Dimensioni ingombro cassetto e retro
Drawer and back panel overall dimensions



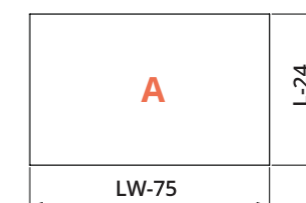
Vista retro / Back view

Dimensioni fondo e retro
Bottom and back panel dimensions

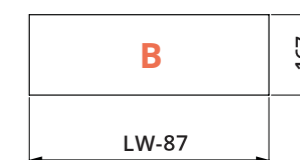


LW=Larghezza interna mobile
LW=Cabinet inner width

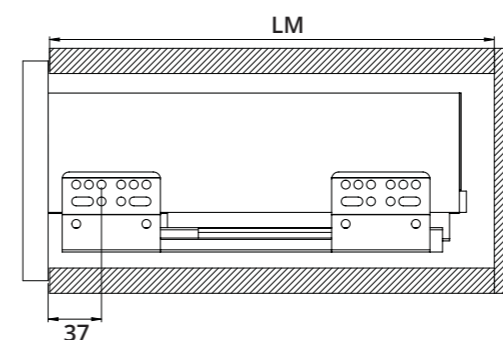
Fondo / Bottom panel



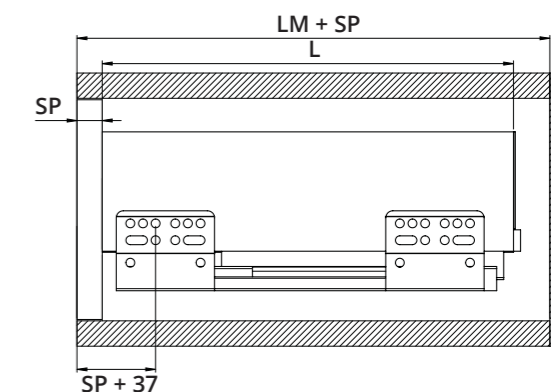
Retro / Back panel



Pannello spessore: 16 mm
Panel thickness: 16 mm



Foratura fianco con frontale a battuta
Side panel hole drilling with outer drawer front



Foratura fianco con frontale interno
Side panel hole drilling with inner drawer front

Codice Code	Finitura sponda Slim box finishing			L	LM
SP-SL-167 L 30 - 3D				300	310
SP-SL-167 L 35 - 3D				350	360
SP-SL-167 L 40 - 3D				400	410
SP-SL-167 L 45 - 3D				450	460
SP-SL-167 L 50 - 3D				500	510
SP-SL-167 L 55 - 3D				550	560

SP-SL-3D-199

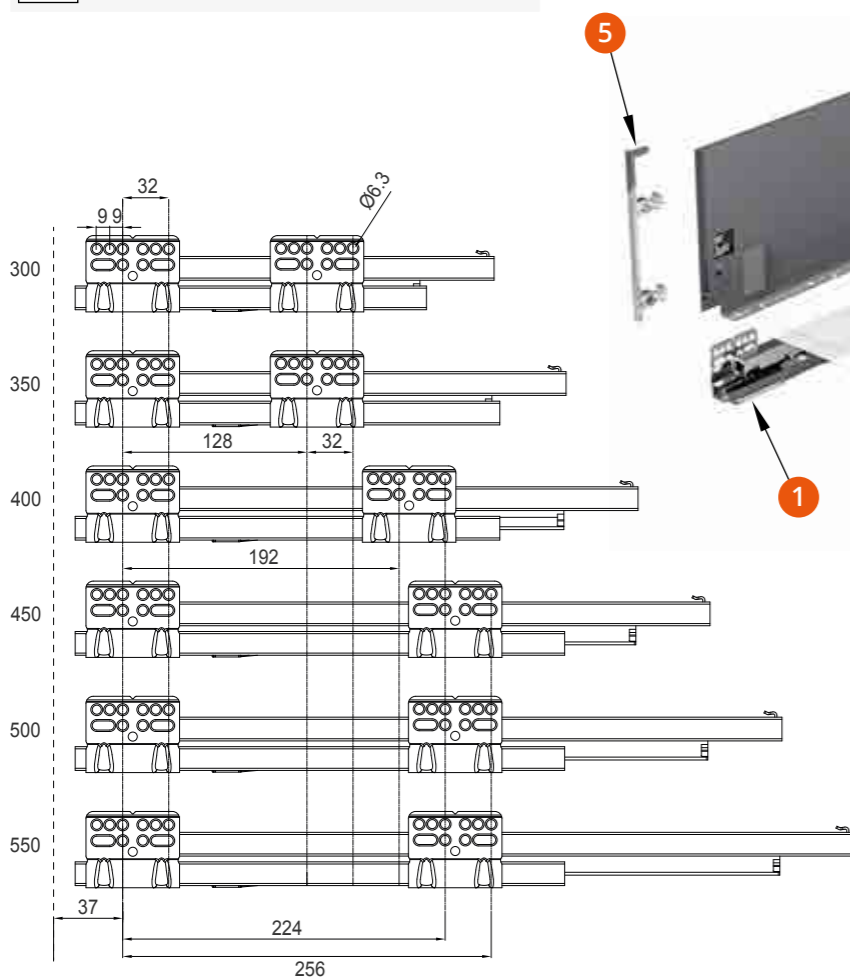
Sponde Metalliche SLIM ammortizzate* con regolazione 3D - H.199

Slim Metal Boxes with soft closing and 3D adjustment - H.199*

*Disponibile versione con guide con apertura a spinta e barra stabilizzatrice (SP-HL-3D)
Also available with Push-to-Open slides and synchronized rob (SP-HL-3D)

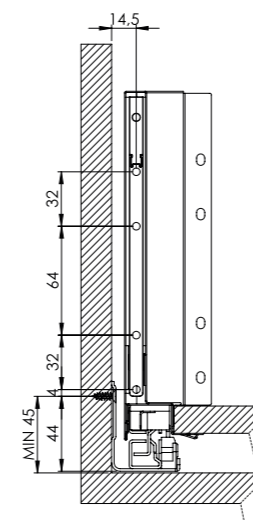
Specifiche	
Estrazione:	Totale sincronizzata
Chiusura:	Ammortizzata
Portata:	45 Kg
Durata:	Oltre 50.000 cicli
Finitura guida:	Zincata
Specifications	
Extention:	Full Synchronized
Closing:	Soft
Load Rating:	45 Kg
Cycling:	Over 50.000 times
Slide Finishing:	Galvanized

Finitura sponda	Slim box finishing
	Grigio antracite / Dark grey
	Grigio chiaro / Light grey
	Bianco / White



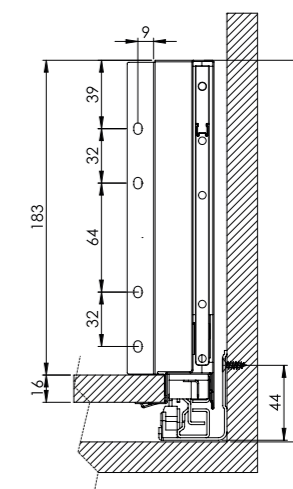
Componenti	Components
1	Guide / Under-mounted slides
2	Sponde / Slim boxes
3	Placchette / Plastic plates
4	Supporti retro / Back panel supports
5	Supporto frontale / Front panel support

Dimensioni per montaggio frontale
Drawer front panel assembling diagram



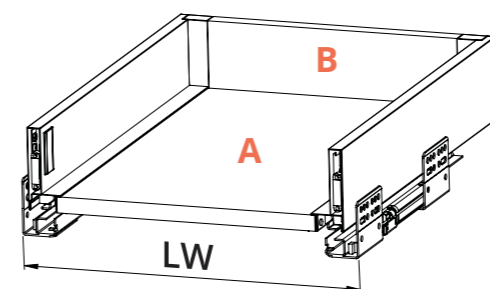
Vista frontale / Front view

Dimensioni ingombro cassetto e retro
Drawer and back panel overall dimensions

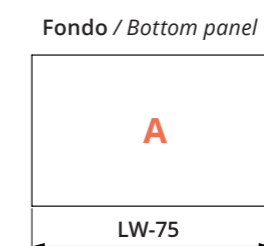


Vista retro / Back view

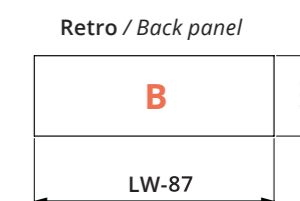
Dimensioni fondo e retro
Bottom and back panel dimensions



LW=Larghezza interna mobile
LW=Cabinet inner width

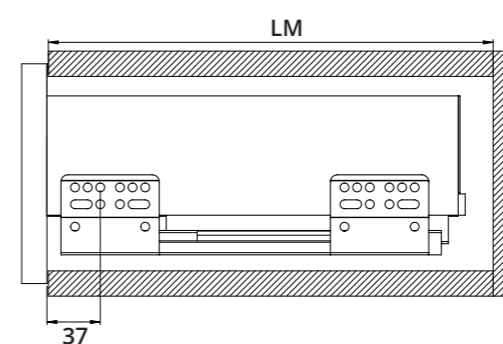


Fondo / Bottom panel

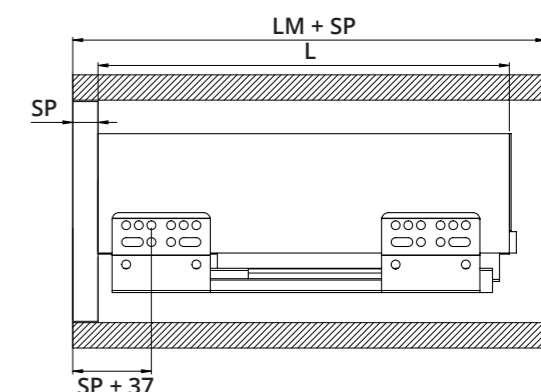


Retro / Back panel

Pannello spessore: 16 mm
Panel thickness: 16 mm



Foratura fianco con frontale a battuta
Side panel hole drilling with outer drawer front



Foratura fianco con frontale interno
Side panel hole drilling with inner drawer front

Codice Code	Finitura sponda Slim box finishing			L	LM
SP-SL-199 L 30 - 3D				300	310
SP-SL-199 L 35 - 3D				350	360
SP-SL-199 L 40 - 3D				400	410
SP-SL-199 L 45 - 3D				450	460
SP-SL-199 L 50 - 3D				500	510
SP-SL-199 L 55 - 3D				550	560

Istruzioni di montaggio cassetto


Drawer Assembly Instructions



Fondo
Bottom Panel

Infilare il fondo nella sede delle sponde e avvitare


Slide bottom panel inside slim box and screw in place



Retro
Back Panel

Posizionare il retro e avvitare

Fit back panel and screw in place



Estrarre le guide e appoggiare il cassetto sulle guide

Pull out slides and lay drawer on top of them

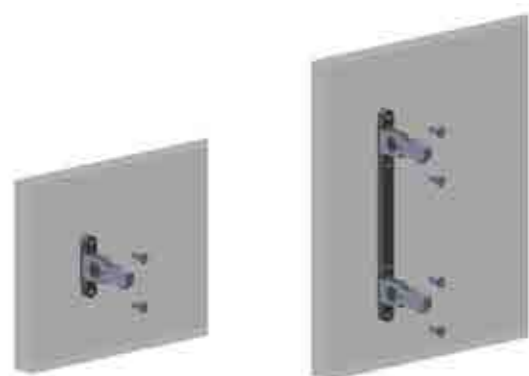


Spingere il cassetto fino a totale chiusura fino a sentire il "CLICK" di aggancio tra sponde e guide

Push drawer all the way in until it clicks in place

Istruzioni di montaggio frontale

Front Panel Assembly Instructions



SP-SL-84
SP-SL-116

SP-SL-167
SP-SL-199



Montare i supporti al frontale e accoppiare al cassetto inserendo i supporti negli appositi alloggiamenti della sponda metallica

Fit supports to drawer front panel, and couple to drawer by inserting supports inside the special housings of slim metal box

Istruzioni di regolazione e sgancio frontale

Drawer Front Adjustment And Quick Release Instructions



Regolazione verticale

Vertical Adjustment



Regolazione orizzontale

Horizontal Adjustment



Sgancio frontale

Drawer Front Quick Release

Regolazione basculante del frontale

Tilt adjustment of the front panel

Regolazione disponibile solo per il modello SP-SL-3D.

Adjustment available only for the SP-SL-3D model.



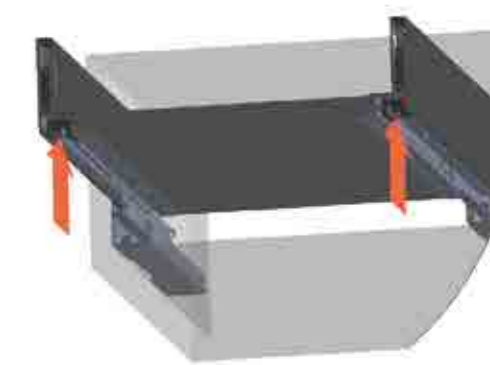
Istruzioni di sgancio cassetto

Drawer Quick Release Instructions



Estrarre completamente il cassetto

Pull the drawer all the way out

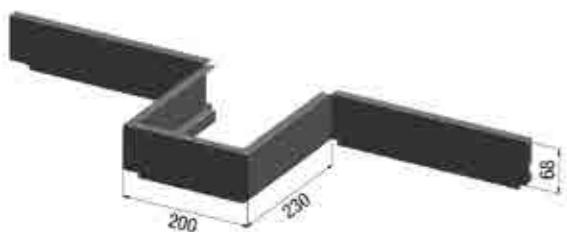


Azionare le linguette sotto alle sponde per sganciarle dalle guide

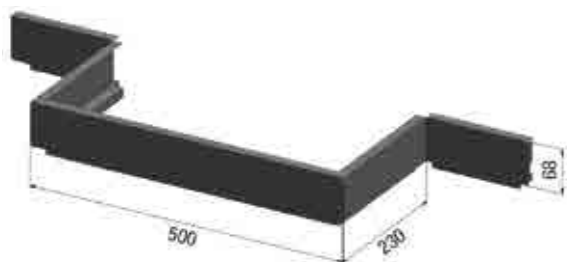
To release drawer, push metal box tabs so as to release them from slides



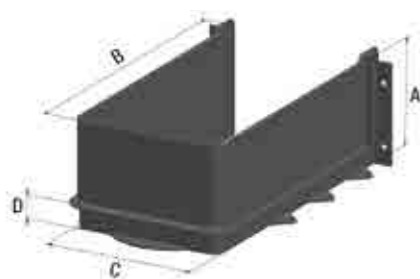
Retro in metallo / Straight metal back panel					
Codice	Finitura sponda/Slim box finishing			Modulo	Interno mobile
Code	GA	GC	B	Module	Cabinet Inner
RC45-SL84 -	■	■	□	450	414
RC60-SL84 -	■	■	□	600	564
RC90-SL84 -	■	■	□	900	864
RC120-SL84 -	■	■	□	1200	1164



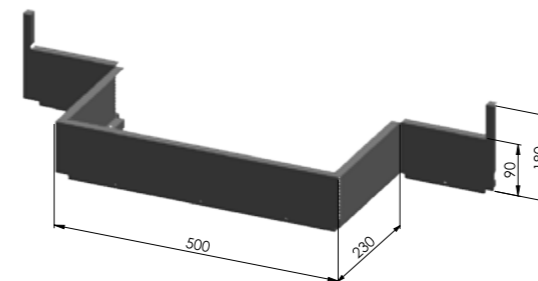
Retro in metallo sagomato per lavello ad uno scarico (bagno)					
<i>U-shaped metal back panel for single drain sink (bathroom)</i>					
Codice	Finitura sponda/Slim box finishing			Modulo	Interno mobile
Code	GA	GC	B	Module	Cabinet Inner
RC60-20-SL84 -	■	■	□	600	564
RC90-20-SL84 -	■	■	□	900	864
RC120-20-SL84 -	■	■	□	1200	1164



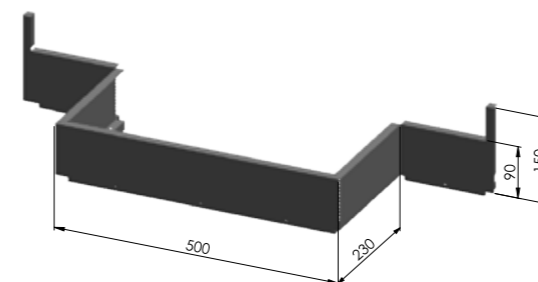
Retro in metallo sagomato per lavello a due scarichi (cucina)					
<i>U-shaped metal back panel for double drain sink (kitchen)</i>					
Codice	Finitura sponda/Slim box finishing			Modulo	Interno mobile
Code	GA	GC	B	Module	Cabinet Inner
RC60-50-SL84 -	■	■	□	600	564
RC90-50-SL84 -	■	■	□	900	864
RC120-50-SL84 -	■	■	□	1200	1164



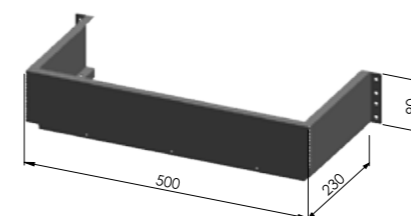
Retro in plastica a U per lavello ad uno scarico (bagno)				
<i>U-shaped plastic back panel for single drain sink (bathroom)</i>				
Codice / Code	A	B	C	D
RC-PLAST-Q -	84	230	120	16



Retro in metallo / Straight metal back panel					
Codice	Finitura sponda/Slim box finishing			Modulo	Interno mobile
Code	GA	GC	B	Module	Cabinet Inner
RC90-50-SL199/90-	■	■	□	900	864



Retro in metallo / Straight metal back panel					
Codice	Finitura sponda/Slim box finishing			Modulo	Interno mobile
Code	GA	GC	B	Module	Cabinet Inner
RC90-50-SL167/90-	■	■	□	900	864



Retro in metallo / Straight metal back panel					
Codice	Finitura sponda/Slim box finishing			Modulo	Interno mobile
Code	GA	GC	B	Module	Cabinet Inner
RC-L-00-50-H9	■	■	□	-	-

