

# C30

**Cerniere slide-on - Ø 35**  
**chiusura a molla**  
*Slide-on hinge - Ø 35*  
*spring closing*



# C30

## C30 Cerniere slide-on - Ø35 - chiusura a molla

C30 Slide-on Hinges - Ø35 - spring closing

### Collo "0"

Sormonto fino 18mm.

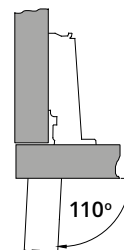
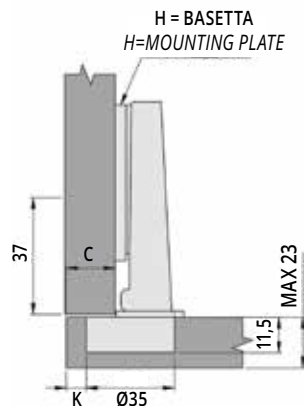
### Crank "0"

Full overlay application (up to 18mm).



$$H=13+K-C$$

$$K=2,5\div 6$$



← 250

### CHIUSURA A MOLLA SPRING CLOSING

<b>Fissaggio a vite</b> <i>Screw-on</i>		<b>3,5x16</b> non inclusa not included	<b>C30A276.10</b>	
<b>Fissaggio a pressione</b> <i>Knock-in</i>		<b>Ø10</b> premontato pre-assembled	<b>C30A276M.10</b>	

### Collo "9"

Sormonto fino 11mm.

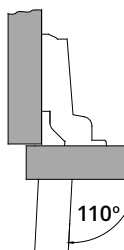
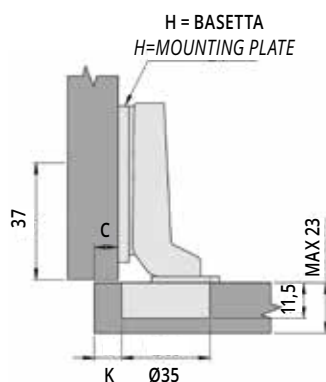
### Crank "9"

Half overlay application (up to 11mm).



$$H=5+K-C$$

$$K=2,5\div 6$$



← 250

### CHIUSURA A MOLLA SPRING CLOSING

<b>Fissaggio a vite</b> <i>Screw-on</i>		<b>3,5x16</b> non inclusa not included	<b>C30B276.10</b>	
<b>Fissaggio a pressione</b> <i>Knock-in</i>		<b>Ø10</b> premontato pre-assembled	<b>C30B276M.10</b>	

# C30

## C30 Cerniere slide-on - Ø35 - chiusura a molla

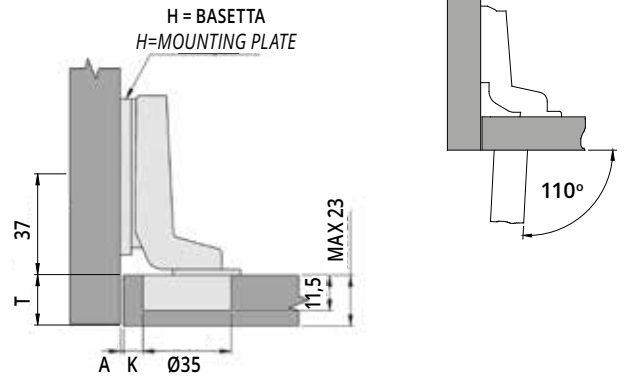
C30 Slide-on Hinges - Ø35 - spring closing

Collo "18"  
Per ante interne.

Crank "18"  
Inset application.



$$H = K + A - 1,5$$



	← 250	<b>CHIUSURA A MOLLA</b> SPRING CLOSING	
<b>Fissaggio a vite</b> Screw-on	<b>3,5x16</b> non inclusa not included	<b>C30C276.10</b>	
<b>Fissaggio a pressione</b> Knock-in	<b>Ø10</b> premontato pre-assembled	<b>C30C276M.10</b>	

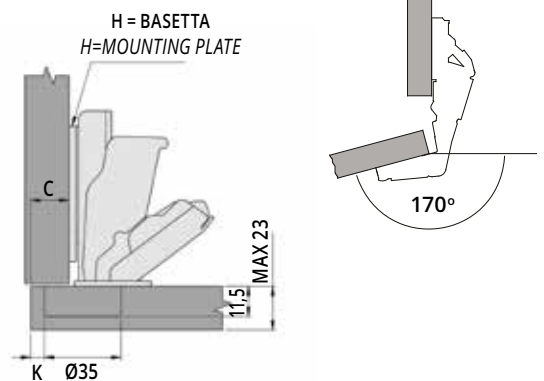
Collo "0" - 170°  
Sormonto fino 18mm.

Crank "0" - 170°  
Full overlay application (up to 18mm).



$$H = 15 + K - C$$

$$K = 2,5 \div 6$$



	← 250	<b>CHIUSURA A MOLLA</b> SPRING CLOSING	
<b>Fissaggio a vite</b> Screw-on	<b>3,5x16</b> non inclusa not included	<b>C30A506.10</b>	
<b>Fissaggio a pressione</b> Knock-in	<b>Ø10</b> premontato pre-assembled	<b>C30A506M.10</b>	

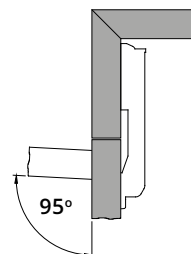
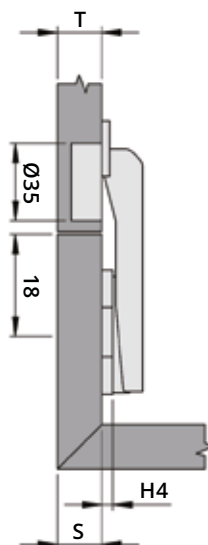
# C30

## C30 Cerniere slide-on - Ø35 - chiusura a molla

C30 Slide-on Hinges - Ø35 - spring closing

Slide-on 95°  
Controcollo corta.

Slide-on 95°  
Hinge with special arm for corner cabinets - short.



← 250	<b>CHIUSURA A MOLLA</b> <i>SPRING CLOSING</i>
-------	--

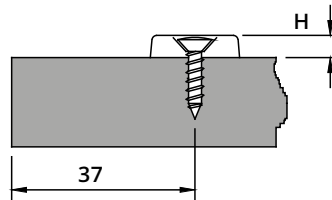
<b>Fissaggio a vite</b> <i>Screw-on</i>		<b>3,5x16</b> non inclusa not included	<b>C30L276.10</b>	
<b>Fissaggio a pressione</b> <i>Knock-in</i>		<b>Ø10</b> premontato pre-assembled	<b>C30L276M.10</b>	

**Basette di montaggio**

Mounting Plates

**Base in acciaio nichelato con fissaggio a vite** - Steel nickel plated mounting plate, wood screw fixing

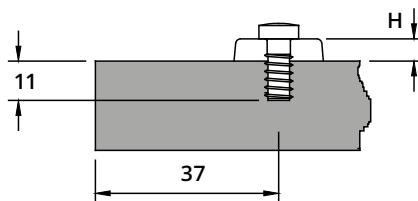

← 500



H	Codice Code
0 mm	B00AZ.10
2 mm	B20AZ.10

**Base in acciaio nichelato con fissaggio a vite EURO 14 mm** - Steel nickel plated mounting plate, 14mm EURO screw fixing

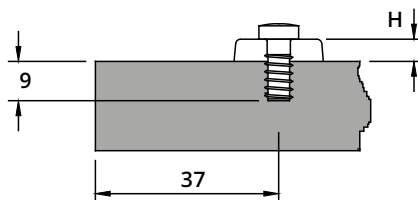

← 500



H	Codice Code
0 mm	B02AZ.10
2 mm	B22AZ.10

**Base in acciaio nichelato con fissaggio a vite EURO 12 mm** - Steel nickel plated mounting plate, 12mm EURO screw fixing

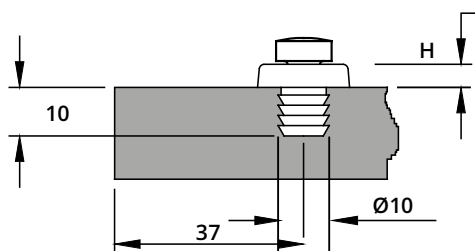

← 500



H	Codice Code
0 mm	B06AZ.10
2 mm	B26AZ.10

**Base in acciaio nichelato con fissaggio con tassello 10 mm** - Steel nickel plated mounting plate, 10mm dowel fixing

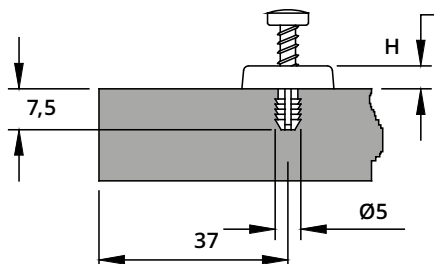

← 500



H	Codice Code
0 mm	B03AZ.10
2 mm	B23AZ.10

**Base in acciaio nichelato con fissaggio con tassello 5 mm** - Steel nickel plated mounting plate, 5mm dowel fixing


← 500



H	Codice Code
0 mm	B01AZ.10
2 mm	B21AZ.10