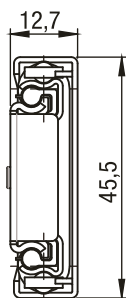


T45-L-HS

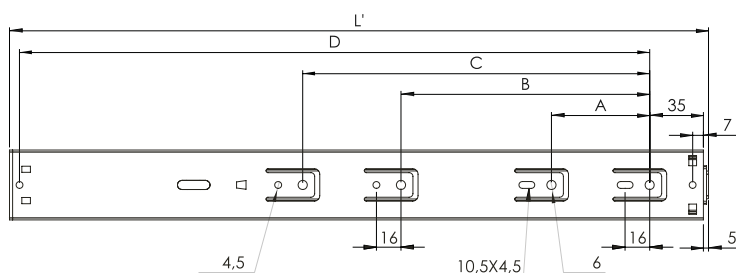
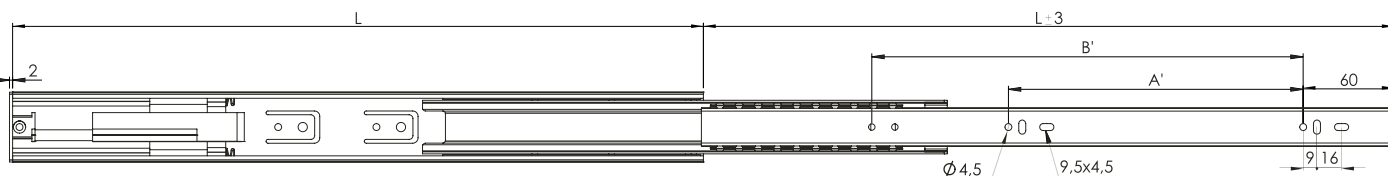
Guida a sfere estrazione totale con fori, rientro ammortizzato e apertura a spinta (40 kg)
 Full-extension ball-bearing slide with standard hole pattern, soft-closing and push-to-open system (40 kg)



Specifiche
Portata: 40 Kg (450 mm)
Materiale: ferro zincato
Parte cassetto: sganciabile
Montaggio: laterale

Specifications
<i>Load Capacity:</i> 40 Kg (450 mm)
<i>Material:</i> Galvanized steel
<i>Drawer side:</i> With quick-release lever
<i>Mounting:</i> Side

Versioni speciali su richiesta
 Special versions upon request



Corsa = 300 mm
 Travel = 300 mm

	L	L'	A	B	C	D	A'	B'
350	350	357	64	128	/	310	96	180
400	400	407	64	160	/	360	129	230
450	450	457	64	160	224	410	192	280
500	500	507	64	224	/	460	192	330
550	550	557	64	224	288	510	224	380
600	600	607	64	224	352	560	224	430